

## Ladies 2.5

*Suggested Schedule: Thursday 9am*

Ladies' 2.5 Division - 2023	T&E	V&O	T&A	S&K	W-L %
<b>1. Tanya Zeringue &amp; Elise Guidry</b>		W 57 61 1-0	L 67 57	W 64 61	
<b>2. Victoria Copeskey &amp; Olivia Billet</b>	L 75 16 0-1		L 46 60 0-1		
<b>3. Taylor Shephard &amp; Ahnie Wiggins</b>	W 76 75	W 64 06 1-0		W 61 61	
<b>4. Shana Chappuis &amp; Kelly Nagin</b>	L 46 16		L 16 16		

Ladies' 2.5 Division - 2022	L&B	J&M	A&T	A&S	W-L %
<b>1. Leah Istre &amp; Brittany Langlinais</b>		W 63 62	W 62 62	W 60 61	
<b>2. Jenci Lavergne &amp; Mollie Feerick</b>	L 36 26				
<b>3. Amy Landry &amp; Taylor Breaux</b>	L 26 26			W 62 63	
<b>4. Aftan Guidry &amp; Sydney Blankenship</b>	L 06 16		L 26 36		

*Winners of the "Blue Group" and the "Red Group" - will meet in the final. Head to Head is counted in case sets are tied.*

### Schedule

Round 1	Round 2	Round 3
<i>Thu 11/17 9am</i>	<i>Thu 12/1 9am</i>	<i>Thu 12/15 9am</i>
1 vs 2	4 vs 2	4 vs 1
3 vs 4	1 vs 3	2 vs 3

**Taylor Shephard & Ahnie Wiggins**



**Leah Istre & Brittany Langlinais**

**Club Champions '23**

**Leah Istre & Brittany Langlinais**

## Ladies 3.0

*Suggested Schedule: Wednesdays 9am (every other week)*

Ladies' 3.0 Division - Blue	A&S	L&J	A&ME	V&L	Record	Sets
1. Amy Abshire & Susan Mopper			L 67 64 0-1		0-1	1-2
2. Lauren Carter & Jennifer Guilbeau	W 63 62		W 63 64	L 63 46 0-1	2-1	5-2
3. Alaina Duhon & Mary Beth McElligott	W 76 46 1-0	L 46 36		W 63 64	2-1	4-3
4. Victoria Knott & Leah Istre	W 61 75	W 36 64 1-0	L 36 46		2-1	4-3

Ladies' 3.0 Division - Red	M&M	L&H	G&M	C&M	Sets
1. Grace Gordner & Madelynn Schmitz (v/o)		W 63 76	v/o	W 36 63 1-0	N/A
2. Lana Dauterive & Hanna Moullis	L 36 67		W default	W 62 64	4-2
3. Grace Gordner & Megan Saloom	L w/o	L w/o		L 64 44 Ret	0-6
4. Cole Delhomme & Maggie Drouant	L 63 36 0-1	L 26 46	W 46 44 Ret		2-2

*Team with the best Win-Loss Record goes to Finals. Sets and Games count in case of a tie of a 3way tie. H2H in case of a 2way tie.*

### Schedule

Round 1	Round 2	Round 3
<i>Wed 11/16 9am</i>	<i>Wed 11/30 9am</i>	<i>Wed 12/14 9am</i>
1 vs 2	4 vs 2	4 vs 1
3 vs 4	1 vs 3	2 vs 3

Lana Dauterive & Hanna Moullis	<div style="border-left: 1px solid black; border-right: 1px solid black; height: 100px; margin: 0 auto;"></div>
<i>Date: January</i>	
Lauren Carter & Jennifer Guilbeau	

**Ladies' 3.5 Division**

Ladies 3.5 Orange Division	L&B	F&R	A&A	M&N	W-L
1. Lauren Brown & Beverly Foreman			L 14 Ret		
2. Ferri Fontenot & Renee Johnson			L 63 16 0-1	W 62 62	
3. Ashley Cooper & Amy Abshire	W 4-1 Ret	W 36 61 1-0		W 16 64 1-0	3-0
4. Mary Schutte & Nancy Landry			L 61 46 0-1		

Ladies 3.5 Blue Division	M&M	Y&F	F&K	J&K	W-L
1. Monette Gardner & Mickie Ainsworth		W 46 76 1-0	L 57 57	L v/o	
2. Faith Hickson & Yvette Davis	L 64 67 0-1		W 2-1	W 63 63	2-1
3. Fran Hampton & Kristen Peebles	W 75 75	L 1-2		W 76 63	2-1
4. Julie Pilgrim & Karen Schmidt	W v/o	L 36 36	L 67 36		1-2

**Orange and Blue Division Schedule**

*Suggested Times: Thursdays 9am*

Round 1	Round 2	Round 3
<i>Thu 11/17 9am</i>	<i>Thu 12/1 9am</i>	<i>Thu 12/8 9am</i>
1 vs 2	4 vs 2	4 vs 1
3 vs 4	1 vs 3	2 vs 3

Ladies 3.5 Green Division	N&A	N&L	L&MB	T&N	W-L
1. Nichole Forstal & Alaina Solomon-Wilson		L 57 26	W 64 62	W 2-0	4-2
2. Natalie Simon & Laurie Simon	W 75 62		L 36 75 01	W 2-0	5-2
3. Lauren Viguerie & Mary Beth McElligott	L 46 26	W 63 57 1-0		W 61 61	4-3
4. Tootie Anderson & Nancy Ducrest			L 16 16		

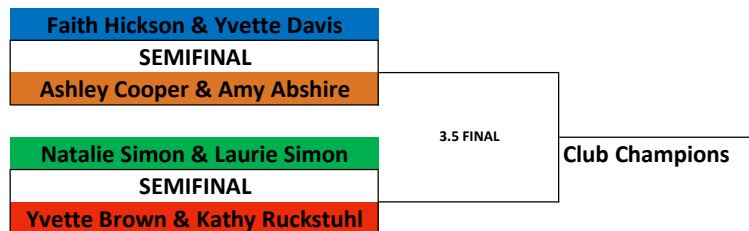
Ladies 3.5 Red Division	A&V	Y&K	J&A	M&C	W-L
1. Alice Landry & Vickie Knott		L 36 06	W v/o		
2. Yvette Brown & Kathy Ruckstuhl	W 63 60		W v/0	W 76 64	
3. Jen Hebert & Amanda Bouterie	L v/o	L v/o		L v/o	
4. Mitzi Chitwood & Celeste Fortier		W 76 64			

**Green and Red Division Schedule**

*Suggested Times: Wednesday 5:30pm*

Round 1	Round 2	Round 3
<i>Wed 11/16 5:30pm</i>	<i>11/30 Wed 5:30pm</i>	<i>Wed 12/7 5:30pm</i>
1 vs 2	4 vs 2	4 vs 1
3 vs 4	1 vs 3	2 vs 3

**January Ladies 3.5 Playoffs**



### Ladies' 4.0 Division

Suggested Time: Thursdays 9am

Ladies' Open Red Bracket	C&J	L&B	C&A	G&D	W-L %
1. Cathy Greene & Jennifer Marine		W	W 2-0	W 61 61	
2. Laura Wiggins & Beth Comeaux	L		W 46 64 1-0		
3. Cheryl Drozda & Angela Alesi		L 64 46 0-1			
4. Gaelle Boustany & Daphne Krampe	L 16 16				

Ladies' Open Blue Bracket	R&M	T&S	C&J	C&Y	W-L %
1. Roxanne Breaux & Monique Vallee		L 36 76 0-1	W 62 26 1-0	W 62 61	
2. Tammi Robicheaux & Sherry Wilson	W 63 67 1-0		W 62 57 1-0	W 61 75	
3. Cindy Hataway & Jennifer Schwing	L 26 62 0-1	L 26 75 0-1			
4. Corina Melancon & Yvette Brown	L 26 16	L 16 57			

### Schedule

Round 1	Round 2	Round 3	Cathy Greene & Jennifer Marine
<i>Thu 11/17 9am</i>	<i>Thu 12/1 9am</i>	<i>Thu 12/15 9am</i>	4.0 Final
1 vs 4	1 vs 2	1 vs 3	
2 vs 3	3 vs 4	2 vs 4	
			Tammi Robicheaux & Sherry Wilson

### Men's 4.0 Division

Suggested Time: Fridays 4pm

Men's 4.0 Red Bracket	M&C	B&J	M&R	J&B	G&J	W-L
1. Matt Theriot & Chris Savoy		W 63 62	W 60 46 1-0	W 62 61	W 63 62	
2. Boyd Snellgrove & James Nelson	L 36 26		L 36 26			
3. Mark Guilbeau & Rick Rae	L 06 64 0-1	W 63 62		W 76 63		
4. Jamie Knight & Boomer Blanchard	L 26 16		L 67 36			
5. Greg Duplechain & Jason Breaux	L 36 26					

Men's 4.0 Blue Bracket	S&S	J&C	J&L	B&T	J&B	W-L
1. Stuart Cornwell & Jimmy Vining				L 16 46		
2. Justin Guidry & Chris Cook				L 64 46 0-1		
3. Ben Robinson & Luke Bruno				V/o		
4. Bryant Angelle & Trent Daigle	W 61 64	W 64 46 1-0	V/o		61 57 10	
5. Jonathan Goodwin & Blake Hebert				16 75 01		

The Club Champions is the team with most wins. Matches, Sets & Games will be counted in case of a tie.

### Schedule

Round 1	Round 2	Round 3	Round 4	Matt Theriot & Chris Savoy
<i>Fri 11/18 4pm</i>	<i>Fri 12/2 4pm</i>	<i>Fri 12/16 4pm</i>	<i>Fri 1/6 4pm</i>	4.0 FINAL
1 vs 4	3 vs 1	5 vs 3	4 vs 2	
2 vs 3	4 vs 5	1 vs 2	5 vs 1	
Team 5 Bye	Team 2 Bye	Team 4 Bye	Team 3 Bye	Bryant Angelle & Trent Daigle

62 63

### Ladies' Open Division

*Suggested Time: Fridays 9am*

	K&L	D&C	M&C	K&L	T&J	W-L
1. Keri Delhomme & Lisa James		SENT		L 06 57		
2. Donna Briley & Christine Payton	SENT					
3. Melanie Scott & Courtney Dugas	SENT			L 36 26		
4. Kimmie Lyles-Cormier & Lauren Wong	W 60 75	SENT	W 63 62			
5. Tonya Anderson & Jenni Cotrell	SENT					

*The Club Champions is the team with most wins. Matches, Sets & Games will be counted in case of a tie.*

### Schedule

Round 1	Round 2	Round 3	Round 4	Round 5
<i>Fri 11/18 9am</i>	<i>Fri 12/2 9am</i>	<i>Fri 12/16 9am</i>	<i>Fri 1/6 9am</i>	<i>Fri 1/13 9am</i>
1 vs 4	3 vs 1	5 vs 3	4 vs 2	2 vs 5
2 vs 3	4 vs 5	1 vs 2	5 vs 1	3 vs 4
Team 5 Bye	Team 2 Bye	Team 4 Bye	Team 3 Bye	Team 1 Bye

### Men's 3.0 18&Over

*Suggested Schedule: Thursday 5:30pm (every other week)*

Men's 3.0 Division - Blue	M&J	D&J	M&E		
1. Matt Copeskey & JJ Wiggins		W 63 64	W 61 63		
2. Daniel Povinelli & Jeff Drozda	L 36 46		L 36 16		
3. Morgan Landry & Ed Breau Jr.	L 16 36	W63 61		L 76 36 0-1	
4. Crossover match with Red Division					

Men's 3.0 Division - Red	R&R	B&D	K&B		W-L %
1. Ryan Hebert & Ryan Marine		W 62 60	W64 64		
2. Ben Huval & Denny Guilbeau	L 26 06				
3. Kevin Carter & Bill McElligot	L 46 46			W 67 63 1-0	
4. Crossover match against Blue Division					

Crossover match = you are playing a team from the other division, from the same line as yours. Example: 1vs4 = Red Team 1 vs Blue Team 1

#### Schedule

Round 1	Round 2	Round 3
<i>Thu 11/17 5:30pm</i>	<i>Thu 12/1 5:30pm</i>	<i>Thu 12/15 5:30pm</i>
1 vs 2	2Red vs 2Blue	1Red vs 1Blue
3Red vs 3Blue	1 vs 3	2 vs 3

Ryan Hebert & Ryan Marine	
Date: January	
Matt Copeskey & JJ Wiggins	

### Men's 3.0 55&Over

*Suggested Schedule: every other Wednesday 3:30pm*

Men's 3.0 Division - Red	W&R	J&G	C&B	C&J	W-L %
1. Wayne Andrepont & Robby Robicheaux		L 16 57	W 63 64		
2. Joe Purpera & Gene Benoit	W 61 75		W 63 64	L 36 46	
3. Chuck Briley & Bobby Simon	L 36 46			L 75 26 0-1	
4. Charlie Halphen & Joey Dufrene		W 63 64	W 57 62 1-0		

#### Schedule

Round 1	Round 2	Round 3
<i>Wed 11/16 3:30pm</i>	<i>Wed 11/30 3:30pm</i>	<i>Wed 12/14 3:30pm</i>
1 vs 2	4 vs 2	4 vs 1
3 vs 4	1 vs 3	2 vs 3

### Ladies 3.0

*Suggested Schedule: Wednesdays 9am (every other week)*

Ladies' 3.0 Division - Blue	A&S	L&J	A&ME	V&L	Record
1. Amy Abshire & Susan Mopper			L 67 64 0-1		0-1
2. Lauren Carter & Jennifer Guilbeau	W 63 62		W 63 64	L 63 46 0-1	2-1
3. Alaina Duhon & Mary Beth McElligott	W 76 46 1-0	L 46 36		W 63 64	2-1
4. Victoria Knott & Leah Istre	W 61 75	W 36 64 1-0	L 36 46		2-1

Ladies' 3.0 Division - Red	M&M	L&H	G&M	C&M	Sets
1. Grace Gordner & Madelynn Schmitz		W 63 76	W w/o	W 36 63 1-0	4-0
2. Lana Dauterive & Hanna Moullis	L 36 67		W default	W 62 64	4-2
3. Grace Gordner & Megan Saloom	L w/o	L w/o		L 64 44 Ret	0-6
4. Cole Delhomme & Maggie Drouant	L 63 36 0-1	L 26 46	W 46 44 Ret		2-2

Team with the best Win-Loss Record goes to Finals. Sets and Games count in case of a tie of a 3way tie. HZH in case of a 2way tie.

#### Schedule

Round 1	Round 2	Round 3
<i>Wed 11/16 9am</i>	<i>Wed 11/30 9am</i>	<i>Wed 12/14 9am</i>
1 vs 2	4 vs 2	4 vs 1
3 vs 4	1 vs 3	2 vs 3

Grace Gordner & Madelynn Schmitz	
Date: January	
Ladies Group Blue Winners	

**Men's 3.5 Division 18&Over**

*Suggested Time: Thursday 5:45pm*

3.5 18s Red Bracket Red Bracket	R&J	J&M	M&B	Crossover	W-L %
1. Roy Meaders & Jason Guidry		L 46 62 0-1	W 60 61	L 46 57	
2. Joey Guidry & Matt Breaux	W 64 26 1-0		v/o	W 60 61	
3. Marcus Brown & Billy Dressler	L 06 16	v/o		W 26 75 1-0	
4. Crossover Match with Blue Division					

3.5 18s Blue Bracket	Z&R	C&J	B&T	Crossover	W-L %
1. Zach Lemoine & Ross Guidry		W 60 62	v/o	W 64 75	
2. Craig McDaniel & Joe Hesterly	L 06 26			06 16	
3. Blake Hampton & Ted Scott	v/o			L 62 57 0-1	
4. Crossover Match with Red Division					

\* Crossover match = you are playing a team from the other division, from the same line as yours. Example: 1vs4 = Red Team 1 vs Green Team 1

**Schedule**

Round 1	Round 2	Round 3	Joey Guidry & Matt Breaux
<i>Thu 11/17 5:45pm</i>	<i>12/1 Thu 5:45pm</i>	<i>Thu 12/15 5:45pm</i>	
1 vs 2	1 vs 3	2 vs 3	
3Blue vs 3Red	2Red vs 2Blue	1Red vs 1Blue	Zach Lemoine & Ross Guidry

**Men's 3.5 55&Over**

*Suggested Time: Wednesdays 4pm*

3.5 55s Red Bracket	R&R	J&D	S&M	Crossover	W-L %
1. Rod Meagher & Randy Prather		L 1-6,7-6,0-1			
2. Joel Robideaux & Dallas Colligan	W 6-1,6-7,1-0		W 61 61	W 6-1,6-3	
3. Steve Drouant & Mike Blanchard		L 16 16		L 46 36	
4. Crossover Match with Blue Division					

3.5 55s Blue Bracket	K&F	P&W	G&S	Crossover	W-L %
1. Kirk Boudreaux & Fabrice Leroy		L 46 75 0-1	L 46 57		
2. Paul Ducrest & Wayne Blanchard	W 64 57 1-0		L 36 75 0-1	L 1-6,3-6	
3. Gabe Fortier & Sid Landry	W 64 75	W 63 57 1-0		W 64 63	
4. Crossover Match with Red Division					

\* Crossover match = you are playing a team from the other division, from the same line as yours. Example: 1vs4 = Red Team 1 vs Green Team 1

**Schedule**

Round 1	Round 2	Round 3	Joel Robideaux & Dallas Colligan
<i>Wed 11/16 3:30pm</i>	<i>11/30 Wed 3:30pm</i>	<i>Wed 12/7 3:30pm</i>	
1 vs 2	1 vs 3	2 vs 3	
3Blue vs 3Red	2Red vs 2Blue	1Red vs 1Blue	Gabe Fortier & Sid Landry

**Gabe Fortier & Sid Landry**  
3.5 55+ Champions

## Mixed Doubles - "A" Division

Sundays 1:30pm

Yellow Division		M&J	S&M	G&C	K&K	R&M	W-L %
1. Mike Blanchard	Jannet Blanchard		W 64 64	L 36 26			
2. Steve Drouant	Maggie Drouant	L 46 46		L 16 46			
3. Gabe Fortier	Celeste Fortier	W 63 62	W 61 64			W 64 63	
4. Kevin Campbell	Kim Campbell					L 26 75 0-1	
5. Rod Meagher	Mitzi Chitwood			L 46 36	W 62 57 1-0		

Team with the best Win-Loss Record goes to Finals. Sets and Games count in case of a tie of a 3way tie. H2H in case of a 2way tie.

Red Bracket		D&S	C&J	F&J	Cross	W-L %
1. Daniel Povinelli	Susan Mopper				L 36 16	
2. Cheryl Drozda	Jeff Drozda			L 63 57 0-1		
3. Faith Hickson	Joel Robideaux	W 60 62	W 36 75 1-0			
4. Crossover Match Blue Div.						


Blue Bracket		A&R	D&C	M&Y	Cross	W-L %
1. Alice Landry	Robby Robicheaux			L 16 36	W 63 61	
2. Donna Briley	Chuck Briley					
3. Marcus Brown	Yvette Brown	W 61 63				
4. Crossover Match with Red Div.						

\* Crossover match = you are playing a team from the other division, from the same line as yours. Example: 1vs4 =

Red Team 1 vs Green Team 1

Schedule

Round 1	Round 2	Round 3
Sun 11/20 1:30pm	Sun 11/27 1:30pm	Sun 12/4 1:30pm
2 vs 3	1 vs 3	1 vs 2
1Red vs 1Blue	2Red vs 2Blue	3Blue vs 3Red





### Mixed Doubles Open Division

*Suggested Time: Sunday 1:30pm*

Red Division	J&A	C&B	M&C	Crossover	W-L %
<b>1. James Nelson &amp; Angela Alesi</b>		L 75 36 0-1	L 36 46		<b>0-3</b>
<b>2. Courtney Dugas &amp; Boomer Blanchard</b>	W 57 63 1-0		W 76 64		<b>2-0 H2H</b>
<b>3. Mark Guilbeau &amp; Christine Payton</b>	W 63 64	L 67 46		W 75 63	<b>2-1</b>
<b>4. Crossover Match with Blue Division</b>					

Blue Division	G&J	P&T	E&R	Crossover	W-L %
<b>1. Gaelle Boustany &amp; Jon Boustany</b>		W 75 62	W 26 63 1-0	V/O	
<b>2. Paul Anderson &amp; Tonya Anderson</b>	L 57 26			V/O	
<b>3. Ed Breaux &amp; Roxeanne Breaux</b>	L 62 36 0-1			L 57 36	
<b>4. Crossover Match with Red Division</b>					

\* Crossover match = you are playing a team from the other division, from the same line as yours. Example: 1vs4 = Red Team 1 vs Green Team 1

### Schedule

Round 1	Round 2	Round 3	Courtney Dugas & Boomer Blanchard
<i>Sun 11/20 1:30pm</i>	<i>Sun 12/4 1:30pm</i>	<i>Sun 12/18 1:30pm</i>	
1 vs 2	1 vs 3	2 vs 3	
3Green vs 3Red	2Green vs 2Blue	1Red vs 1Green	<b>Gaelle Boustany &amp; Jon Boustany</b>

### Men's Open Division

*Suggested Time: Thursdays 5:45pm*

Men's Open Red Bracket	P&B	D&K	C&B	S&W	W-L %	Sets	Games Won	Games Lost	Games Total	Games %
<b>1. Paul Anderson &amp; Brian Burns</b>		<b>W 67 64 1-0</b>	<b>L 5-7, 6-3, 0-1</b>	<b>W 2-0</b>	<b>2-1</b>	<b>5-3</b>	<b>23</b>	<b>21</b>	<b>44</b>	<b>0.52</b>
<b>2. Danny Maggio &amp; Kip Stelly</b>	<b>L 76 46 0-1</b>		<b>W 63 46 1-0</b>	<b>W 2-0</b>	<b>2-1</b>	<b>5-3</b>	<b>21</b>	<b>21</b>	<b>42</b>	<b>0.50</b>
<b>3. Chris Cook &amp; Bryant Angelle</b>	<b>L 36 63 0-1</b>	<b>W 7-5, 3-6, 1-0</b>		<b>W 2-0</b>	<b>1-1</b>	<b>5-3</b>	<b>19</b>	<b>20</b>	<b>39</b>	<b>0.49</b>
<b>4. Sam Andrus &amp; Will Gesser</b>	<b>V/o</b>	<b>V/o</b>	<b>V/o</b>							

Men's Open Blue Bracket	J&S	J&B	M&C	C&P	W-L %	Sets	Games Won	Games Lost	Games Total	Games %
<b>1. Jason Crockett &amp; Scott Graves</b>		<b>L 57 36</b>	<b>W 75 64</b>	<b>W 2-0</b>	<b>2-1</b>	<b>4-2</b>	<b>33</b>	<b>22</b>	<b>55</b>	<b>0.60</b>
<b>2. Jon Boustany &amp; Bart Fremin</b>	<b>W 75 63</b>		<b>L 46 46</b>	<b>W 2-0</b>	<b>2-1</b>	<b>4-2</b>	<b>33</b>	<b>20</b>	<b>53</b>	<b>0.62</b>
<b>3. Matt Theriot &amp; Chris Savoy</b>	<b>L 57 46</b>	<b>W 64 64</b>		<b>W 2-0</b>	<b>2-1</b>	<b>4-2</b>	<b>33</b>	<b>21</b>	<b>54</b>	<b>0.61</b>
<b>4. Collin Dauterive &amp; Pat Dauterive</b>	<b>V/o</b>	<b>V/o</b>	<b>V/o</b>		<b>0-3</b>					

### Schedule


Round 1	Round 2	Round 3	
<i>Thu 11/17 5:45pm</i>	<i>Thu 12/1 5:45pm</i>	<i>Thu 12/15 5:45pm</i>	<b>Paul Anderson &amp; Brian Burns</b>
1 vs 4	1 vs 2	1 vs 3	
2 vs 3	3 vs 4	2 vs 4	<b>Jon Boustany &amp; Bart Fremin</b>

## Men's Open Singles - "Championship " and "4.0" Division

Any 4.0 Player who gets eliminated in "Open Division" moves to "A" Division. While 4.5 Level players must win to move on and play again.

### Men's Open Club Champion 2023

**Mark Guilbeau**



### Ladies Open Club Champion 2023

**Lauren Wong**